

TOSSD capacity building seminar for Europe and Central Asia

Total Official Support for Sustainable Development

3 July 2024

Presented by Camilo Gamba Gamba, Marisa Berbegal Ibañez and Gabriel Di Paolantonio

TOSSD Secretariat
International Forum on TOSSD (IFT)

Hosted by the Organisation for Economic Co-operation and Development (OECD)



THE GLOBAL GOALS

Content

- 1. What is TOSSD?
- 2. Why is TOSSD needed?
- 3. TOSSD 2022 data
- 4. Using TOSSD data
- 5. Reporting to TOSSD
- 6. Presentation of TOSSD reporting form and items
- 7. Peer learning – experiences on TOSSD reporting

1

What is TOSSSD?

What is TOSSD?



“ TOSSD is an international statistical measure that provides a complete picture of all official resources to promote the sustainable development of developing countries. It also monitors private resources mobilised through official means and contributions to International Public Goods. ”

TOSSD from a country perspective

“ TOSSD is a space where different co-operation traditions can meet and co-exist in harmony. These traditions seek a common goal: the 2030 agenda. ”

- Fabiola Soto, Mexican Agency for International Cooperation for Development (AMEXCID)

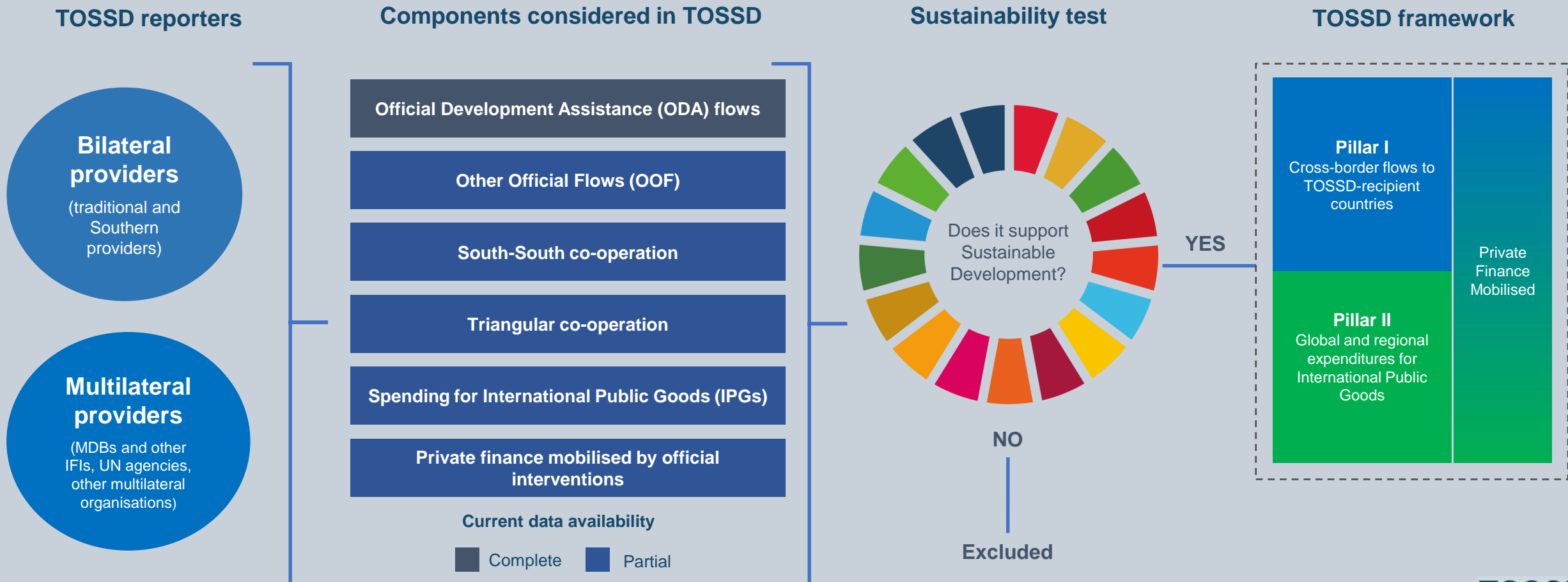
“ Since TOSSD has a much wider scope, it helps us to track activities that we did not manage to track before, such as those related to South-South Co-operation, Triangular Co-operation or to International Public Goods. ”

- Baga Moustapha, Head of Official Development Assistance coordination, Ministère de l'économie, des finances et de la prospective (MEFP), Burkina Faso



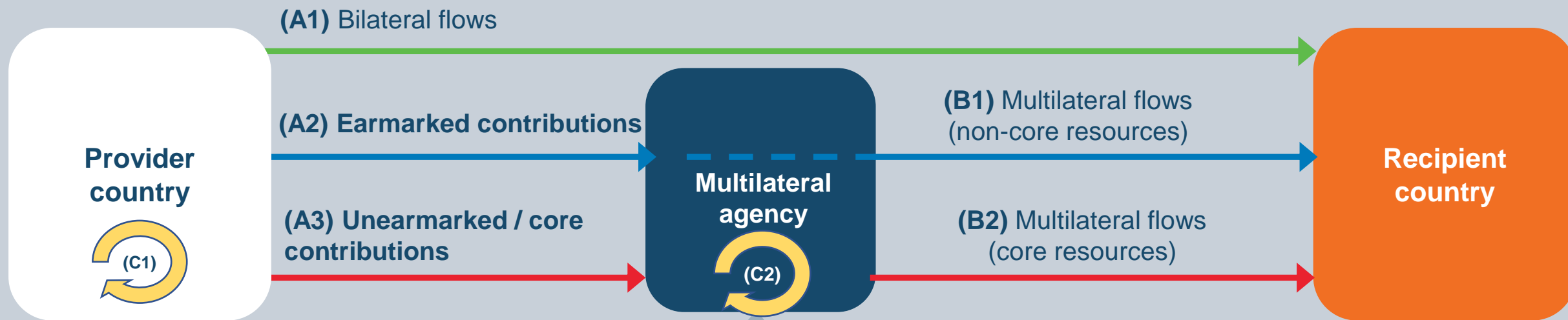
What is TOSSD?

A framework to measure resources in support of sustainable development in developing countries



Differences between ODA and TOSSD

Resource flows in support of sustainable development in ODA and TOSSD



In ODA

- Countries report on **A1, A2, A3, C1**

To complement Information on resources to developing countries, in the CRS, multilateral institutions report on **B2 (only core resources)**

In TOSSD – A recipient perspective

- Countries report on **A1, C1** (and on A2,A3 for checking purposes)
- Multilateral institutions report on **B1, B2, C2**

What is TOSSD?

Key milestones

2017

The International TOSSD Task Force is established.

2020

TOSSD is referenced in the G20 FSD framework.

The first TOSSD regular data collection is carried out.

2022

TOSSD becomes a data source for the new version of SDG indicator 17.3.1.

The 2nd TOSSD dataset (on 2020 activities) is released.

2015

A key political anchorage for TOSSD: the **Addis Ababa Action Agenda** in July 2015.

2019

First recognition of TOSSD in the G7

A first version of the TOSSD methodology is released.

2021

The **tossd.org** website and data visualisation tool (<https://tossd.online>) are launched.

The first TOSSD dataset on 2019 activities is released.

2023

The 3rd TOSSD dataset is released. With 106 reporters, TOSSD now contains more than one million activities.

What is TOSSD?

Governance: International Forum on TOSSD

GENERAL ASSEMBLY
Members, Observers and Reporters

- STEERING GROUP**
- 2 Co-Chairs
 - Balanced composition from stakeholder groups (max 30)



STATISTICAL WORKING GROUP

OTHER WORKING GROUPS

TOSSD SECRETARIAT

2

Why is TOSSD needed?

Why is TOSSD needed?

A new measure to respond to a changing landscape

More actors



More instruments




Greater focus on sustainability

SUSTAINABLE
DEVELOPMENT
GOALS

Why is TOSSD needed?

TOSSD Pillar II also captures resources in support of International Public Goods



Why is TOSSD needed?

Greater transparency - TOSSD is a data source for the SDG indicator framework

TOSSD is a data source for the SDG indicator 17.3.1. :

17.3.1 Additional financial resources mobilized for developing countries from multiple sources.

- a. Official sustainable development grants
- b. Official concessional sustainable development loans
- c. Official non-concessional sustainable development loans
- d. Foreign direct investment
- e. Mobilised private finance (MPF) on an experimental basis
- f. Private grants.



<https://unstats.un.org/sdgs/metadata/?Text=&Goal=17&Target=17.3>

Questions & answers

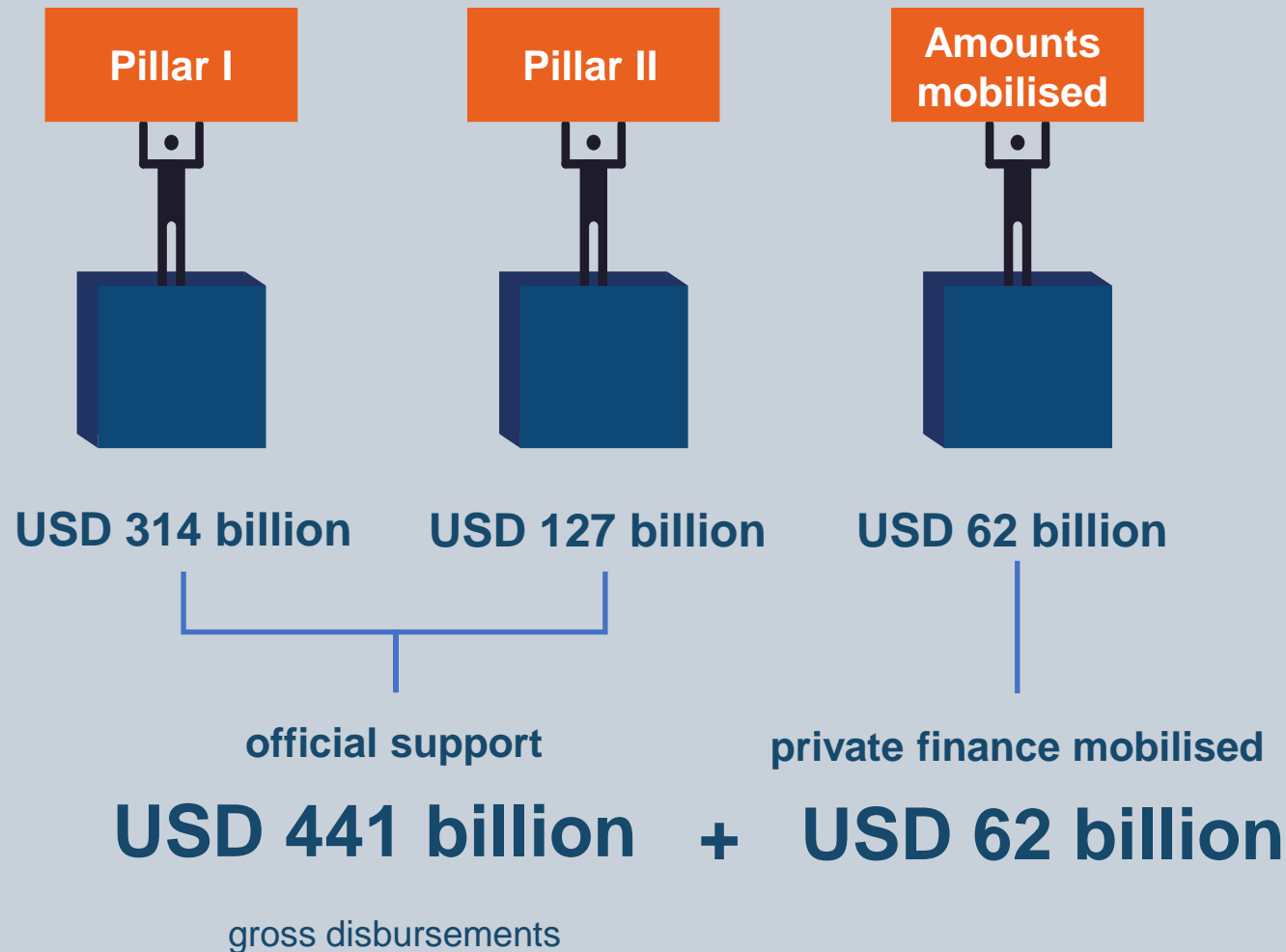
Any questions?



3

TOSSD 2022 data

TOSSD figures for 2022



The figures include

- USD 96 billion of estimated data gaps derived from CRS for non-respondents (included only at aggregated level)

The figures do not include

- EIB pillar 2 activities for USD 22 billion, reported on a commitment basis (included in the downloadable dataset on tossd.online)

2021 TOSSD: USD 395 billion

The fourth TOSSD data collection saw an important expansion

121 Respondents

of which...

59 bilateral providers

62 multilateral organisations

Including UN entities, MDBs and regional organisations

First-time data from 14 providers

- Asian Forest Cooperation Organisation
- Bulgaria
- CGIAR
- Czechia
- Dominican Republic
- Ecuador
- IMF Resilience and Sustainability Trust (IMF-RST)
- International Centre for Genetic Engineering and Biotechnology
- Israel
- Organisation of American States
- Palestinian Agency of International Cooperation
- Uruguay
- World Organisation for Animal Health

- Germany (for SDG indicator 17.3.1 only)



Pillar I – More transparency to recipient countries

➤ TOSSD considerably extended the availability of information on support to Lebanon.

769 additional activities reported

+ 105% of the flows reported compared to OECD CRS data.

**CRS:
USD 1.2 bn.**

**TOSSD:
USD 2.5 bn.**

Examples of additional activities

South-South co-operation:

- Food donation by Brazil

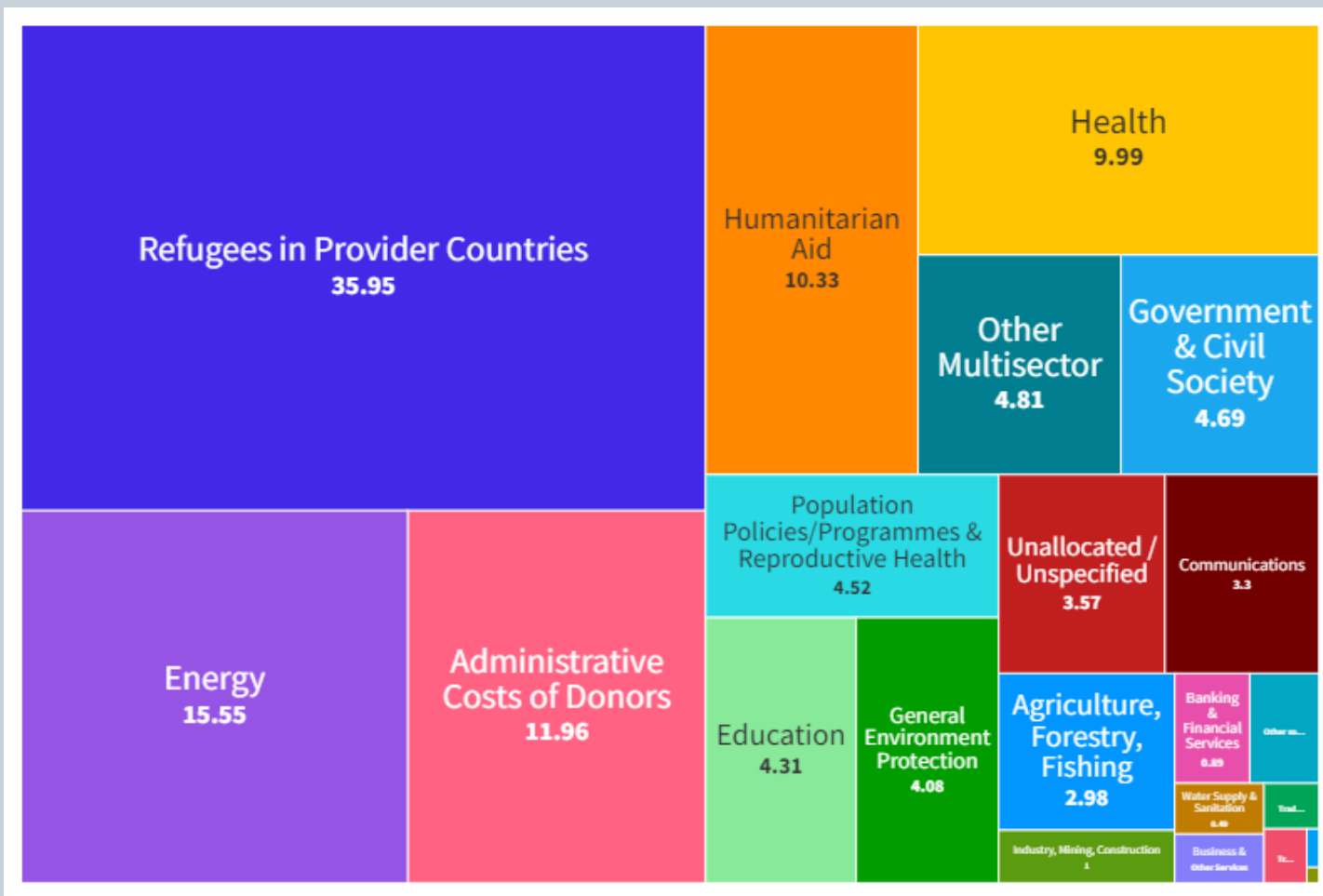
Activities beyond ODA for DAC members:

- Defence & Public Order and Safety activities by Australia
- Recovery of Radiation Detection Capabilities at the Port of Beirut by Canada
- Strengthening Education Policy in Lebanon by France

Non-core resources by multilateral organisations:

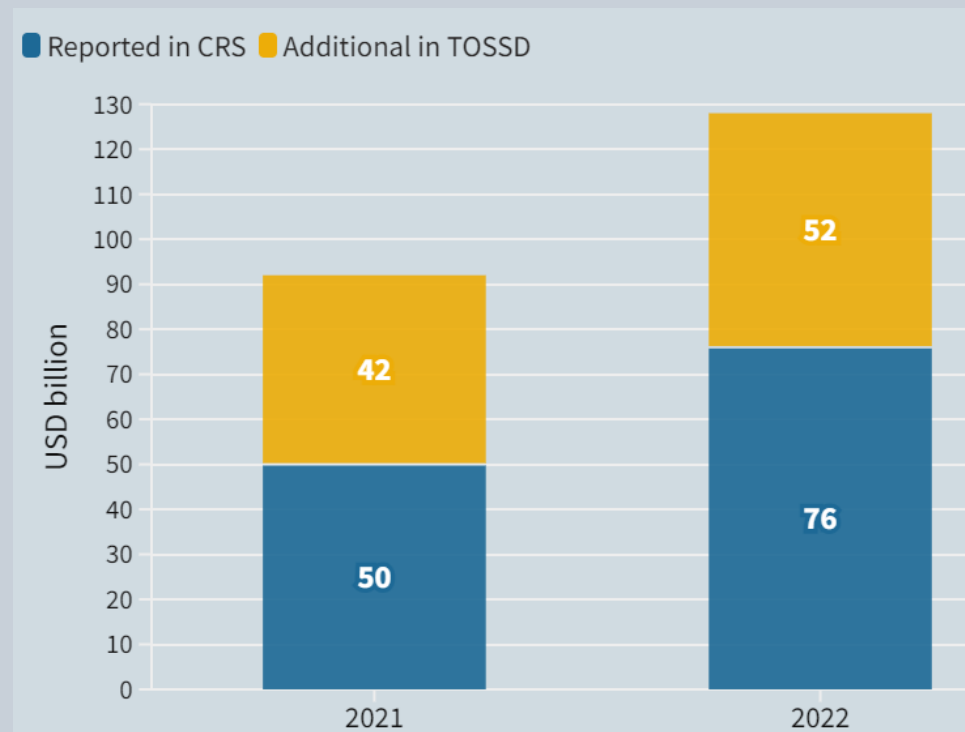
- Responses to health emergencies by WHO
- Women's participation in Leadership by UN inter-agency pooled funds.
- Strengthening the resilience of Nature Reserves by UNDP

Funding for international public goods and global challenges



* Excluding core contributions to multilateral organisations

40% of this financing (disbursements) is additional *



*Compared to OECD statistics on development finance (CRS) Gross disbursements, USD billion, 2022 constant prices

South-South and Triangular co-operation reported to TOSSD

SSC

19 reporters^(*)

8 123 activities

(+27,000 activities reported in 2019-22)

TrC

22 reporters

1 276 activities

(+4,400 activities reported in 2019- 22)

(*)Arab Bank for Economic Development in Africa, Brazil, Central American Bank for Economic Integration, Chile, Costa Rica, Development Bank of Latin America, Dominican Republic, Ecuador, IFAD, Indonesia, Islamic Development Bank, Kazakhstan, Mexico, Nigeria, OPEC Fund for International Development, Peru, Thailand, Türkiye and Uruguay.

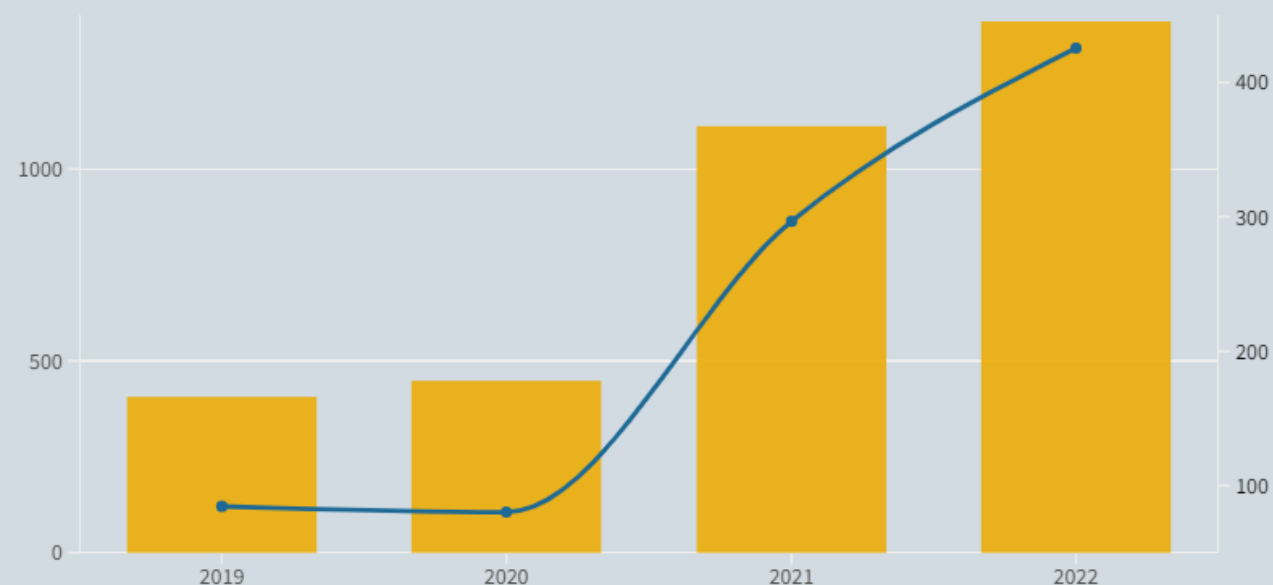
Triangular co-operation in TOSSD, 2019-2022

Gross disbursements, 2022 constant prices

■ Volume (USD million) ■ Number of activities

Number of activities

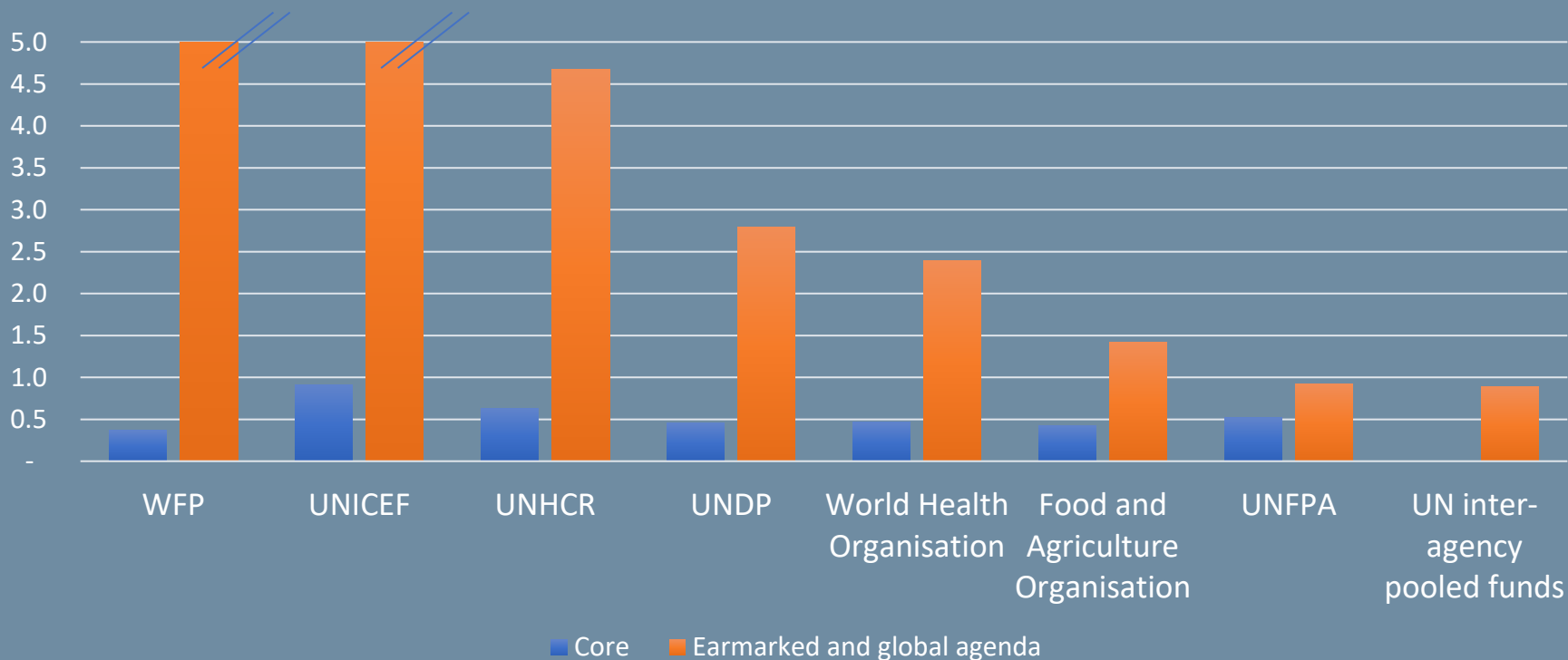
Volume (USD million)



TOSSD offers more details on multilateral contributions

Multilateral institutions report in TOSSD activities funded with both core and non-core contributions

UN entities: new data and additional details on non-core resources (USD 36 billion)

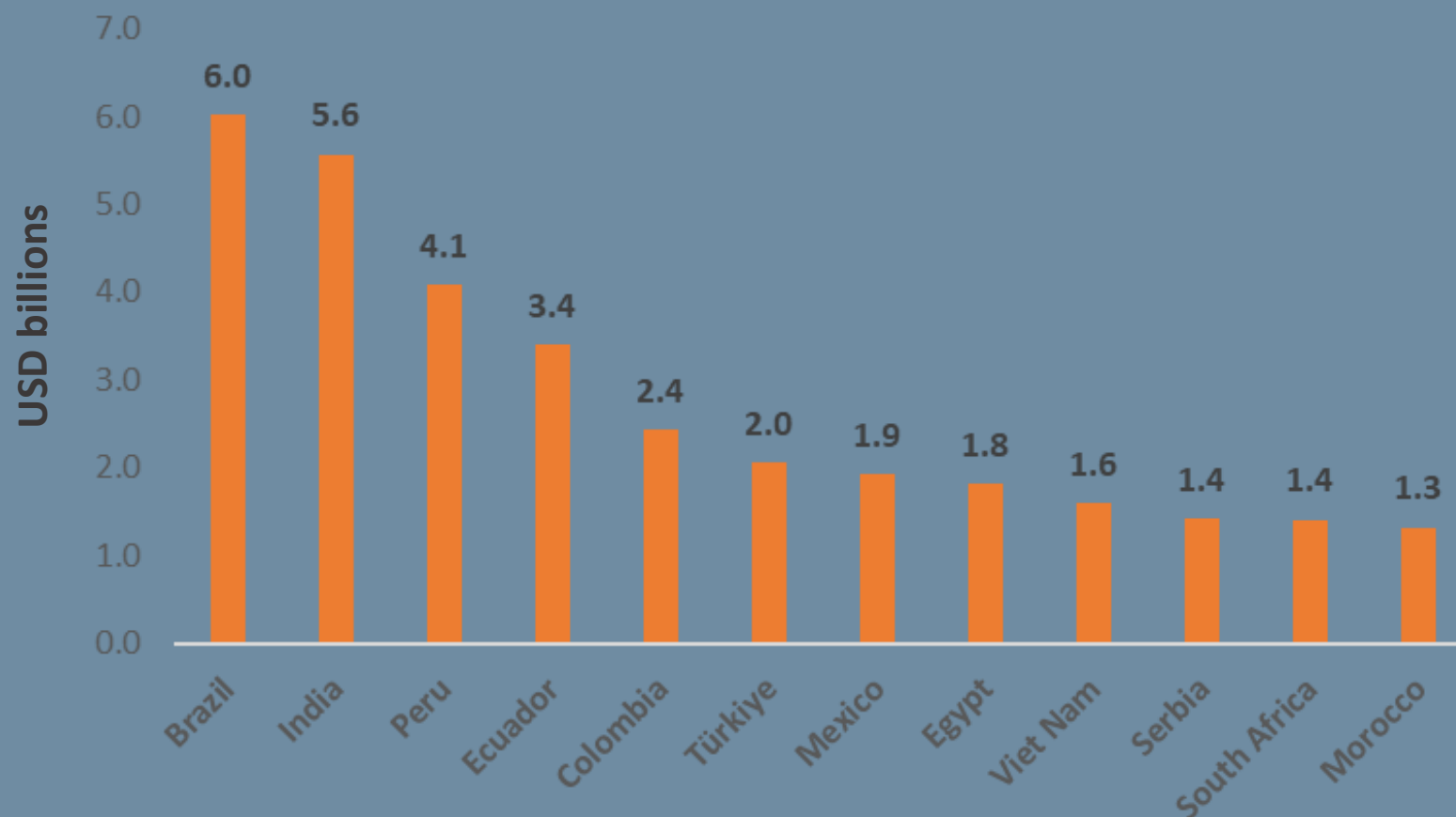


MDBs: new data and additional details on spending from trust funds

+154 Trust Funds
+ 1336 activities

Mobilised private finance

Top 10 beneficiary countries accounted for 48.7% of the total



4

Using TOSSD data

TOSSD benefits for recipient and provider countries

Greater transparency and accountability

Better understanding of the financial landscape and more information to mobilize additional resources

Better development planning and improved provider coordination

Enhanced SDG monitoring

A more comprehensive reflection of regional and global expenditures for developing countries

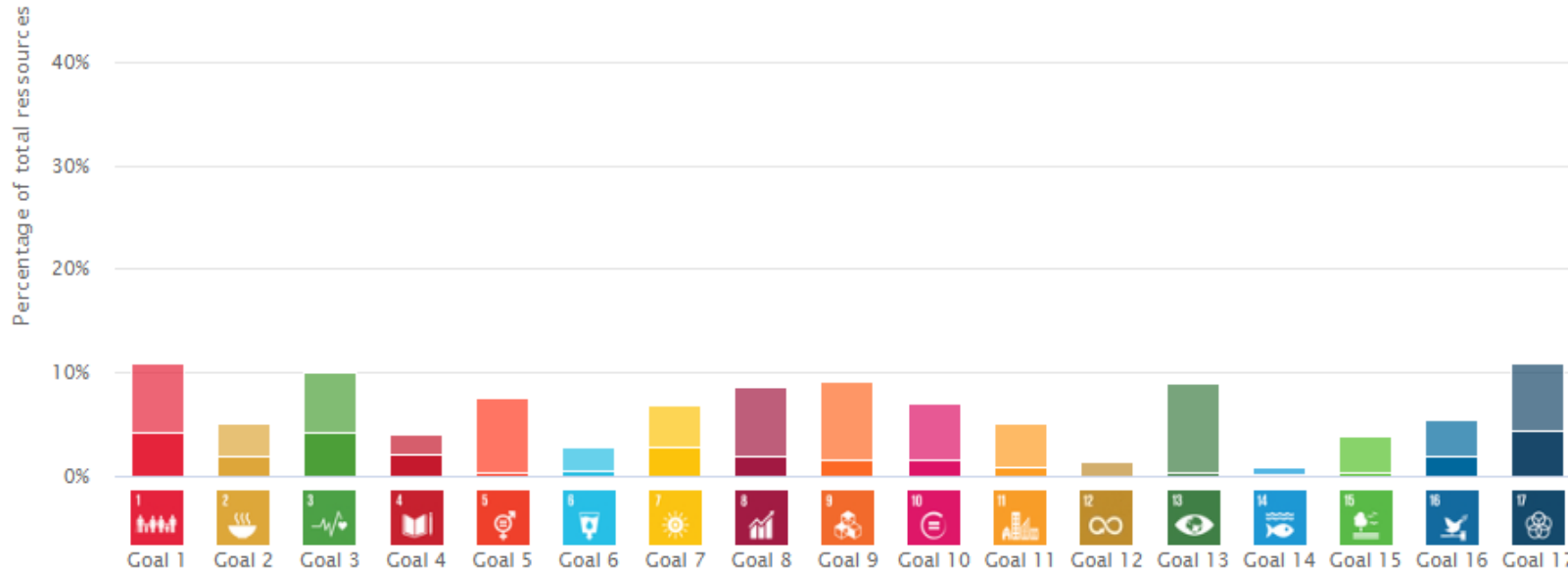
An inclusive governance system

TOSSD figures are available by SDG (2019-22)

Percentages of resources allocated by Sustainable Development Goals

2021 constant prices

- Darker shade: TOSSD activities exclusively allocated to one SDG
- Lighter shade: TOSSD activities allocated to multiple SDGs
- Not marked



- 80% of disbursements reported to TOSSD are aligned to at least one SDG goal.
- An Artificial Intelligence tool to populate and verify SDG targets is being tested.
- Countries can use TOSSD data to monitor the support they receive for implementing the SDGs (e.g. in their Voluntary National Reviews).

Data available at <https://tossd.online/>

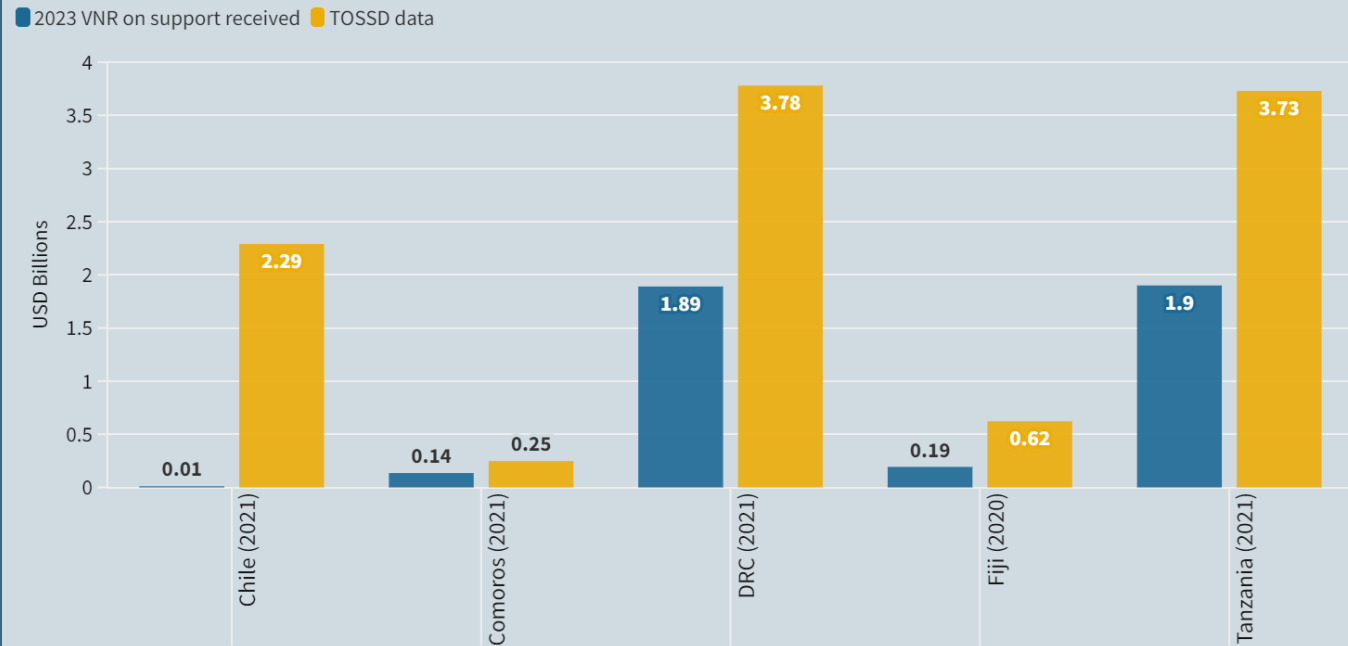


<https://tossd.org/pilot-studies-data-stories/hlpf-voluntary-national-reviews.htm>

TOSSD and Voluntary National Reviews (2023 HLPF)

- For Comoros and Tanzania, TOSSD tracked respectively 84% and 96% more disbursements than those reported in their VNRs.
- For DRC, Fiji and Chile, TOSSD provides respectively twice, three times and 200 times more information than presented in the VNR.
- Burkina Faso, the EU, Canada, Portugal and Saudi Arabia have started using TOSSD data for their VNRs.

Filling data gaps: TOSSD data vs data collected at the national level for select VNR reporters
(cross border disbursements - Pillar I only, in USD billion, 2021 current prices)



<https://tossd.org/pilot-studies-data-stories/2023-hlpf-voluntary-national-reviews.htm>

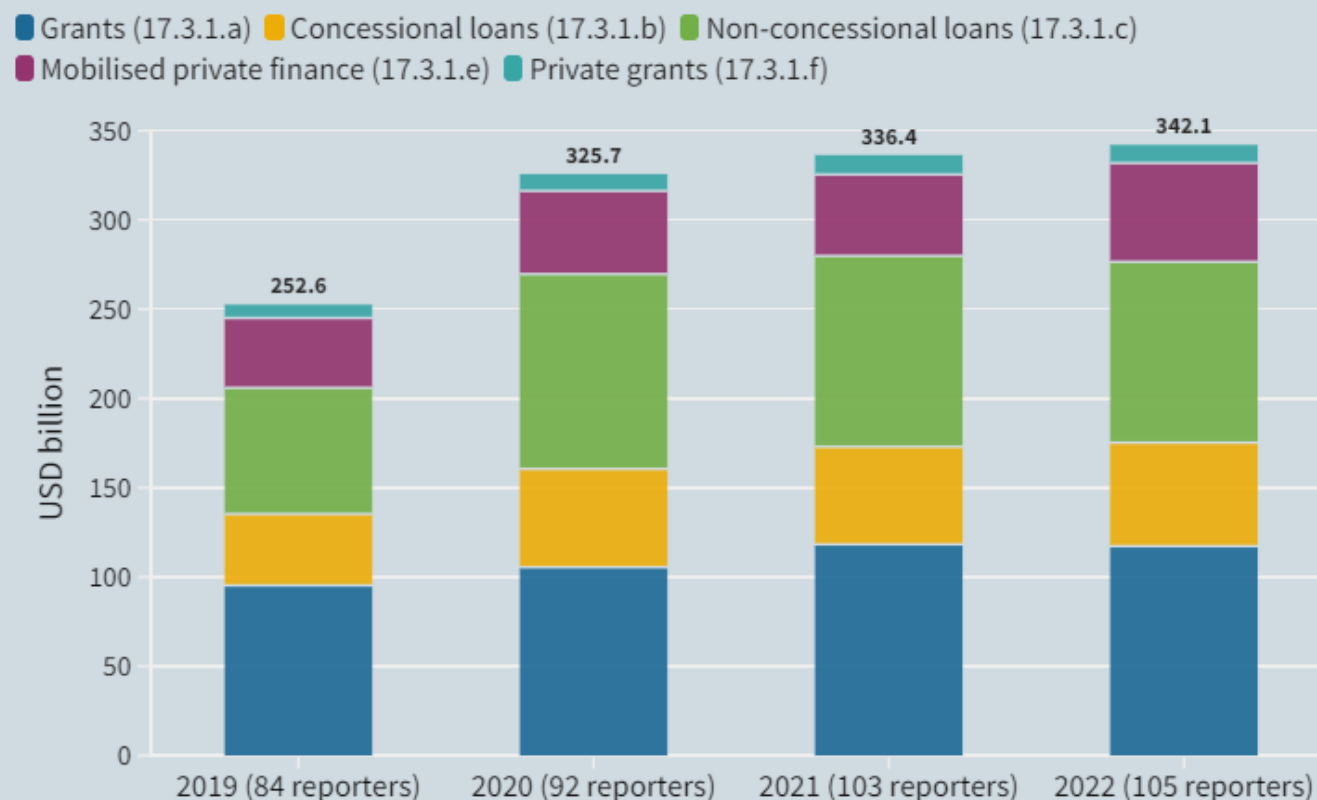
TOSSD is a data source for the SDG indicator 17.3.1

17.3.1 Additional financial resources mobilized for developing countries from multiple sources

- a. Official sustainable development grants
- b. Official concessional sustainable development loans
- c. Official non-concessional sustainable development loans
- d. Foreign direct investment
- e. Mobilised private finance (MPF) on an experimental basis
- f. Private grants.

<https://unstats.un.org/sdgs/metadata/?Text=&Goal=17&Target=17.3>

Financial resources for developing countries from multiple sources, 2019-2022
USD billion, current prices



Source: TOSSD for grants, loans and mobilized private finance, OECD Creditor Reporting System (CRS) for complementary information on mobilized private finance and private grants

TOSSD as a critical input for INFFs

Integrated National Financing Frameworks: A comprehensive framework **mapping** the financing landscape at country-level and a **financing strategy** to implement targeted policies to reach the SDGs.



- TOSSD is a critical input for the **assessment and diagnostics** phase.
- TOSSD data can help show the whole **financing landscape** of a country, to identify what different types of financing are available at the country level and how they're being spent.

TOSSD as a data source for monitoring global commitments

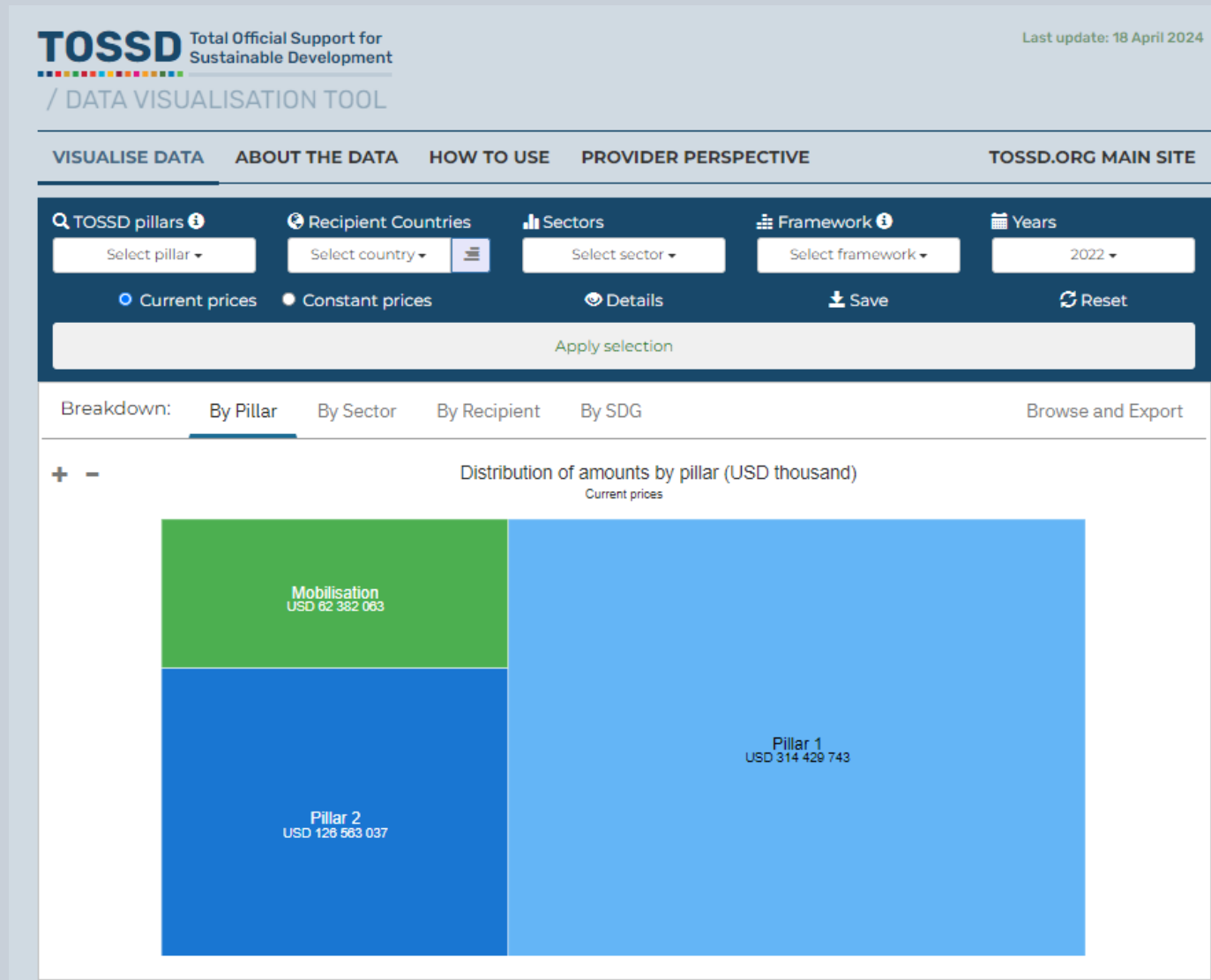
- TOSSD is a data source for indicators within
 - Kunming-Montreal Global Biodiversity Framework
 - UN Global Compact on Refugees
- Other UN entities could consider TOSSD as a data source for tracking international commitments. The Secretariat stands ready to support you.
- UN entities can propose refinements to measurement methodologies to make sure TOSSD addresses their data needs related to sustainable development.



Convention on
Biological Diversity



What users can get from TOSSD.online



- Filters to extract South-South and triangular co-operation data.
- Trend analyses (constant prices).
- Data can be downloaded in XLS and CSV formats.
- TOSSD recipients by groupings.





The provider perspective

TOSSD measures the full array of resources to promote sustainable development in developing countries. Hence, TOSSD focus lies first and foremost on a recipient perspective. See tab "Visualise data".

Data collected through TOSSD can also be used to compile aggregates on sustainable development finance from the providers' perspective. These data are available in individual files on this page, upon request by providers concerned.

The data shown from a provider or recipient perspective have a different point of measurement. The provider perspective includes all TOSSD flows as reported by provider countries concerned (bilateral flows directly to developing countries, earmarked and core contributions to multilateral organisations, domestic expenditures) . The recipient perspective includes outflows from multilateral institutions (e.g. MDBs, UN agencies). Thus, to avoid double-counting of countries' inflows to multilateral organisations and outflows from the same organisations, the inflows (core and earmarked) to organisations that report to TOSSD are removed from the recipient perspective.

Attachments

 TOSSD_provider_perspective_Austria_2023.xlsx	5.3 MB
 TOSSD_Provider_perspective_Australia.xlsx	8.43 MB
 TOSSD_Provider_perspective_Belgium_2023.xlsx	7.2 MB
 TOSSD_provider_perspective_Bulgaria_2023.xlsx	165.54 KB
 TOSSD_Provider_perspective_Canada_2023.xlsx	61.42 MB
 TOSSD_provider_perspective_Croatia_2023.xlsx	732.7 KB
 TOSSD_Provider_perspective_Cyprus_2023.xlsx	193 KB

- The recipient perspective is the TOSSD.online visualisation perspective by default.
- However, countries reporting to TOSSD can request their data be published from provider perspective too.
- The provider perspective (Excel file) shows all TOSSD flows as reported by the provider countries concerned:
 - bilateral flows directly to developing countries,
 - earmarked and core contributions to multilateral organisations
 - domestic expenditures.

5

Reporting to TOSSD

Introduction to reporting

Data collection cycle

Every year, the TOSSD Secretariat collects data on resources provided in the previous calendar year by bilateral and multilateral providers, including emerging providers. In 2024, the Secretariat collects data on 2023 expenditures.



The objective: filling the TOSSD reporting form

At the end of the process, what you need to provide is the TOSSD reporting form filled in with all your sustainable development activities. To do this, use the TOSSD data form and codes lists.

TOSSD data form (28 items):

Fill in Excel file

- The file also includes examples (in order to guide the reporter about how to record activities in the TOSSD format) and a separate tab for the reporter to provide supplementary data on private finance mobilised

https://tossd.org/docs/TOSSD_data_form.xls

TOSSD code lists

- The file contains all the classifications and associated codes for reporting on TOSSD (e.g. sectors, financial instruments, etc.).

The codes lists will help you fill in the TOSSD data form.

<https://tossd.org/docs/TOSSD-codes.xlsx>

Key reference documents

The key reference documents that you will need to use for your TOSSD reporting are the Reporting Instructions and explanatory notes.

TOSSD Reporting Instructions

Main document with all statistical concepts and criteria.

Consult the Reporting Instructions when reporting TOSSD data.

<https://tossd.org/docs/reporting-instructions.pdf>

Explanatory notes for reporters

Document with key explanations for reporting TOSSD data.

These notes are shared by demand of the potential provider

Point of measurement and currency

- **Main TOSSD measure: gross disbursement basis.**
The net measure is also calculated for transparency and analytical purposes.
- **Currency:** data are reported in the currency in which the transaction takes place. For comparability purposes, data are converted by the TOSSD Secretariat to USD using annual average exchange rates.



Introduction to reporting

A web tool to guide you through TOSSD reporting

This web tool will guide you step-by-step on how to record project information in the TOSSD form, providing indications by field.

With this tool, you won't need to send an excel file, as filled data will be sent directly to the TOSSD Task Force Secretariat.

This tool is recommended for a country / institution with a maximum of 100 activities.

Email tossd.contact@oecd.org to get the link to the web tool.

Webtool for TOSSD 2019 activity-level data collection

TOSSD - Total Official Support for Sustainable Development - is a new metric that measures official flows, and private flows mobilised by the official sector, to support sustainable development. It aims to fill a knowledge gap about resources for sustainable development beyond ODA.

The Data Collection relates to resources provided in **2019**. It covers all the components of TOSSD, i.e.:

- **Cross-border resource flows** (i.e. external flows), including in-kind technical co-operation, in support of sustainable development in developing countries (Pillar I).
- **Contributions to support development enablers and/or address global challenges at regional or global levels** (Pillar II) i.e. resources spent at the domestic, global and regional levels to support global sustainable development, e.g. the promotion of international public goods (e.g. stable climate), the strengthening of development "enablers" (e.g. regional peace operations) or tackling global challenges (e.g. communicable diseases).
- **Private finance mobilised through official development finance interventions**.

TOSSD Reporting Instructions as well as explanatory notes for reporting in practice are available at www.tossd.org. The TOSSD Task Force Secretariat also stands ready to provide support, please reach out to them at tossd.contact@oecd.org.

Next

Cross-border resource flows in support of sustainable development

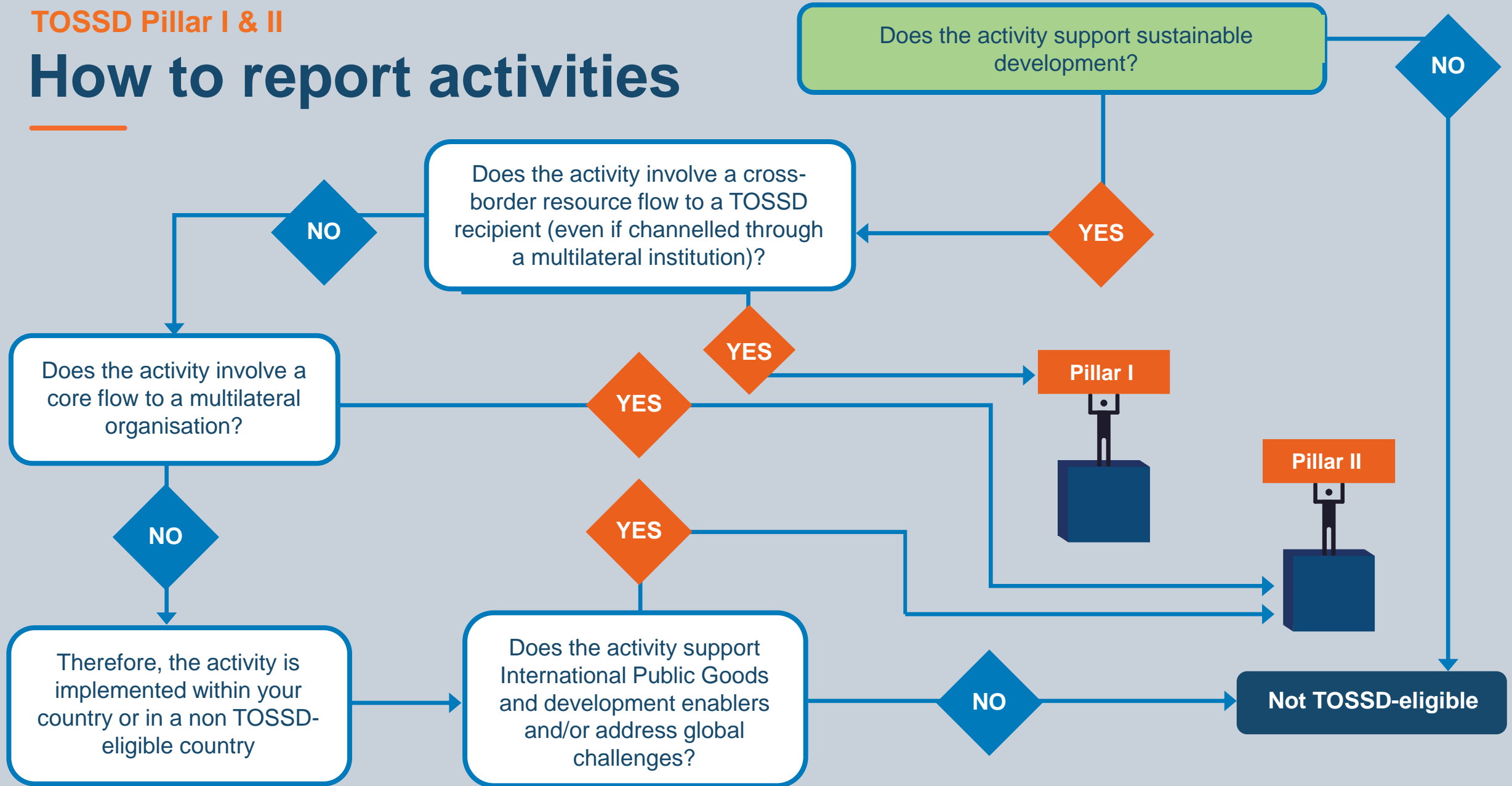
TOSSD recipients

- To count as TOSSD's pillar I, an activity should involve a cross-border resource flow to a country on the List of TOSSD recipient countries.

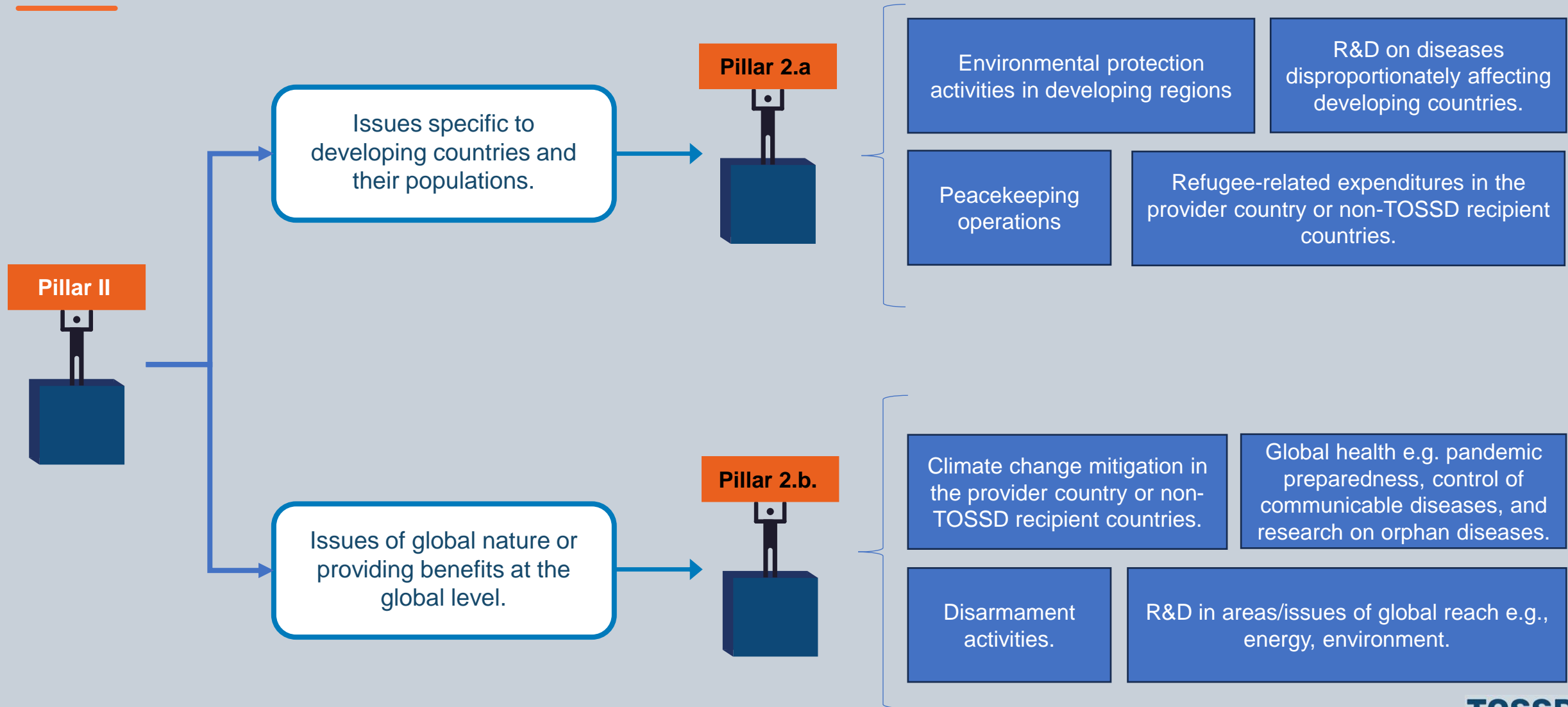
For any reporting year, this List includes:

- I. All countries and territories were on the “DAC List of ODA Recipients” in 2015, when the 2030 Agenda was adopted
- II. Other countries and territories that have activated the TOSSD opt-in procedure.

How to report activities



Disaggregation of pillar II activities in TOSSD



Questions & answers



Any questions?

6

Presentation of TOSSD reporting form and items

Presentation of TOSSD reporting form and items

Fill in A. Identification data

1. Reporting year*	2. Provider country/institution*	3. Provider agency*	4. Provider project number	5. TOSSD ID number*
2023	8	3	1AFG-18/0023-1	2019000011
2023	8	1	1AFG-18/0023-2	2019000012

*Starred items are mandatory in TOSSD reporting

Presentation of TOSSD reporting form and items

Fill on B. Basis data

6. TOSSD recipient*	7. Project title*	8. Description	9. External link	10. SDG focus*	11. Sector*	12. Channel Code*	13. Channel name	14 .Modality*	15. Financial instrument*	16. Financing arrangement	17. Framework of collaboration	18. TOSSD pillar*
6	7	8	9	10	11	12	13	14	15	16	17	18
625	Conflict prevention	Conflict Prevention, Peace and Security - empower community elders, civil society activists, women and youth so that they actively can engage in inclusive dialogue and conflict transformation.	www.example.de	16.4	15220	22000	NAC - Afghanistankomiteen	C01	110	FA02		1
625	Education facilities and training	Education - the long term goal is to contribute so that all children start in, participate and complete a full cycle of primary and secondary education, and acquire basic literacy, numeracy and life-skills, enabling them to pursue further education and find gainful employment.	www.example.de	4.1	11120	22000	NAC - Afghanistankomiteen	C01	110		FC01	1

*Starred items are mandatory in TOSSD reporting

Presentation of TOSSD reporting form and items

Fill in C. Volume data

C. Volume data

For loans only

25. Concessionalality: A binary “Yes” or “No” code indicating the concessionalality of the loan according to the IMF definition.

Calculator for assessing the grant element:

 <https://www.imf.org/external/np/pdr/conc/calculator/>

26. Maturity: Interval (number of months) from commitment date to the date of the last payment of amortisation.

For mobilisation only

27. Leveraging mechanism: Unique code indicating the leveraging instrument used. Please look at Annex F. for more information on the methodologies for reporting on resources mobilised.

28. Origin of the funds mobilised: Multiple codes identifying the origin of the funds mobilised.

Presentation of TOSSD reporting form and items

Fill on C. Volume data

19. Currency*	20. Amount committed	21. Amount disbursed*	22. Reflows to the provider	23. Amount mobilised	24. Salary cost	25. Concessionality	26. Maturity (in months)	27. Leveraging mechanism	28. Origin of the funds mobilised
19	20	21	22	23	24	25	26	27	28
EUR	5000	1200	120			0	360	6-Guarantee/insurance	
KZT	2500	1100			500	0			

*Starred items are mandatory in TOSSD reporting.
All amounts should be reported in thousands of units (millions for Yen).

Peer learning – Experiences on TOSSD reporting



Ainura K. Tuimebekova

Director of Department for Partnerships and Regional Projects

Kazakhstan Agency of International Development
«KazAID»



Jérôme Le Roy

Head of Sector, Institutional Reporting, Directorate-General for International Partnerships
European Commission

Questions & answers

Any questions?



Follow us on LinkedIn



Thank you

www.tossd.org – www.tossd.online



Co-funded by the
European Union