

Results of the 2022 TOSSD data collection on 2021 activities

2023 Financing for Development Forum 19 April 2023

Julia Benn

Head, TOSSD Task Force Secretariat

TOSSD Task Force Secretariat

based at the OECD Development Co-operation Directorate (DCD)



Outline

1. Response rate
2. TOSSD figures for 2021
3. Key improvements and methodological updates
4. Trends 2019-21
5. Highlights on Pillar I
6. Highlights on Pillar II
7. Mobilised private finance

1. Response rate

Continued expansion of TOSSD during the 3rd data collection round

105 Respondents

of which...

45 Countries

60 Multilateral organisations

Including UN entities and MDBs

First-time data from 14 countries and multilateral entities

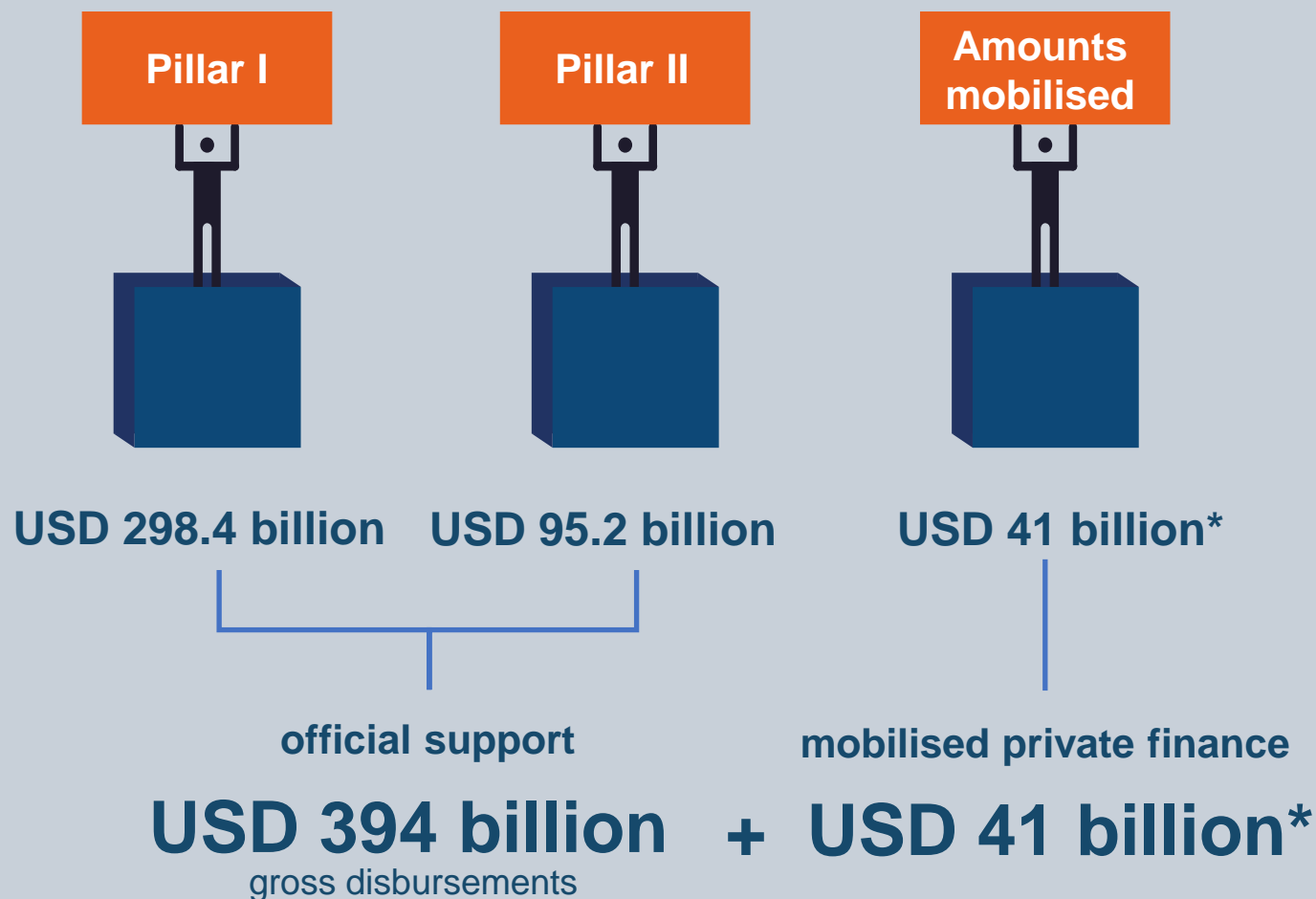
- Liechtenstein
- Malta
- Monaco
- Peru
- Mexico (2020 data).

- COVID-19 Response and Recovery Multi-Partner Trust Fund
- International Commission on Missing Persons
- Joint Sustainable Development Goals Fund
- New Development Bank
- UN Women
- UNEP
- WHO-Strategic Preparedness and Response Plan
- WTO (aid for trade)
- UN Office of Disarmament Affairs



2. TOSSD figures for 2021

From USD 372 bn in 2020 to USD 394 bn in 2021



Disbursements reported to TOSSD increased by 20% between 2019 and 2021.

The increase is partly due to a higher number of reporters, and a more comprehensive data coverage by some providers.


* The total figure for mobilised private finance is provisional pending reporting by the EIB (USD 7 billion in 2020).

Data available at <https://tossd.online/> - data as of 13 April 2023

2. TOSSD figures for 2021

TOSSD discloses additional data

Compared to OECD statistics on development finance, TOSSD data in 2021 capture over **88 000** additional activities, representing **+ USD 79 billion** in official support. TOSSD also discloses greater details on multilateral activities.



3. Key improvements and methodological updates

Fostering TOSSD's inclusiveness



An updated list of TOSSD recipients, including Chile, Cook Islands, Seychelles and Uruguay.

TOSSD will also keep exploring multidimensional criteria for reporting purposes, based on UN standards, when available.



An agreement on a data validation mechanism for recipient countries

Online consultations to be held in 2023 with recipient countries to confirm the process.



3. Key improvements and methodological updates

Enhanced focus on data quality and visualisations



The Secretariat piloted an **AI tool** to **help providers better report against the SDGs**.



Improved sustainability assessment

TOSSD has now fine-tuned criteria to assess the sustainability of activities reported in TOSSD.



Data quality significantly improved thanks to reporting check-lists.



More and better data visualisations in TOSSD.online

Illustration of trends (based on deflated amounts).



3. Key improvements and methodological updates

Some remaining challenges

Data collection

Data gaps for some multilateral institutions (e.g., EBRD, World Bank) and some countries (both traditional and SSC providers).

Reporting guidance

Not all countries might be in a position to provide data for TOSSD Pillar II (support to International Public Goods).

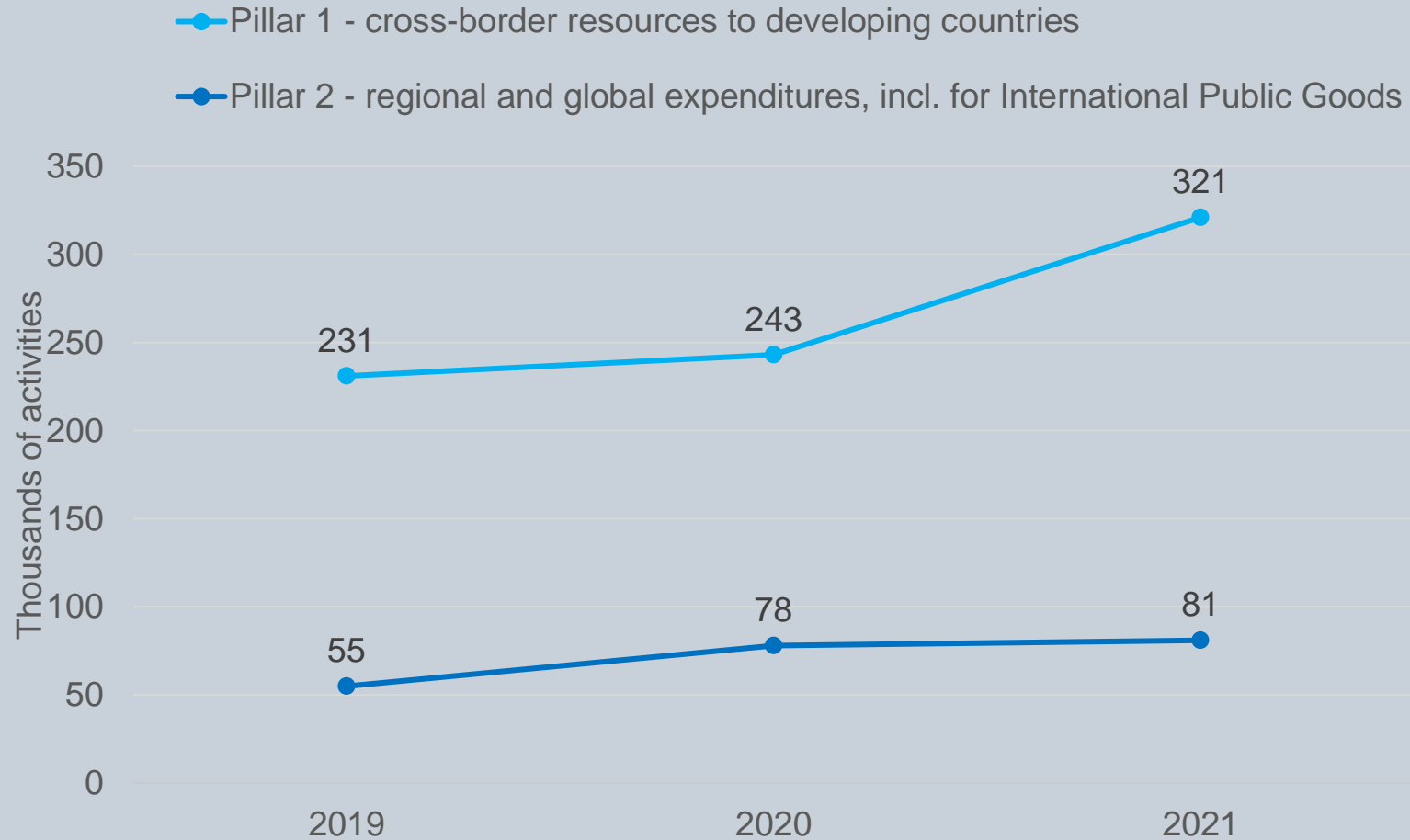
Transparency

Need to address the confidentiality constraints related to mobilised private finance:

- activity-level data currently published only for a few providers
- semi-aggregate data weakens the transparency on sustainable development finance flows.

4. Trends 2019-21

Greater transparency: one million activities available at tossd.online



TOSSD activities increased by 40% between 2019 and 2021.

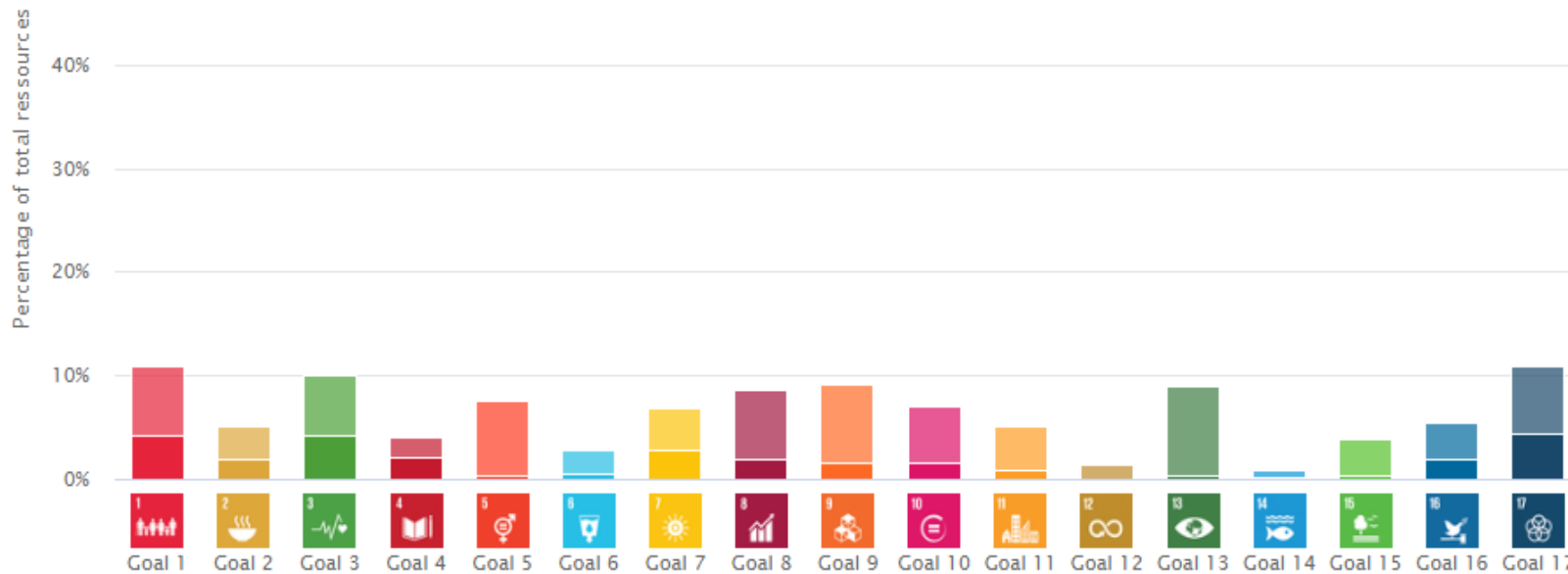
4. Trends 2019-21

TOSSD data are available by Sustainable Development Goal

Percentages of resources allocated by Sustainable Development Goals

2021 constant prices

- Darker shade: TOSSD activities exclusively allocated to one SDG
- Lighter shade: TOSSD activities allocated to multiple SDGs



- An increase in TOSSD reporting by SDG from 51% of disbursements in 2020 to 61% in 2021.
- TOSSD is currently piloting an Artificial Intelligence tool to verify SDG targets.
- Countries can use TOSSD data for monitoring the support they receive for the implementation of the SDGs.

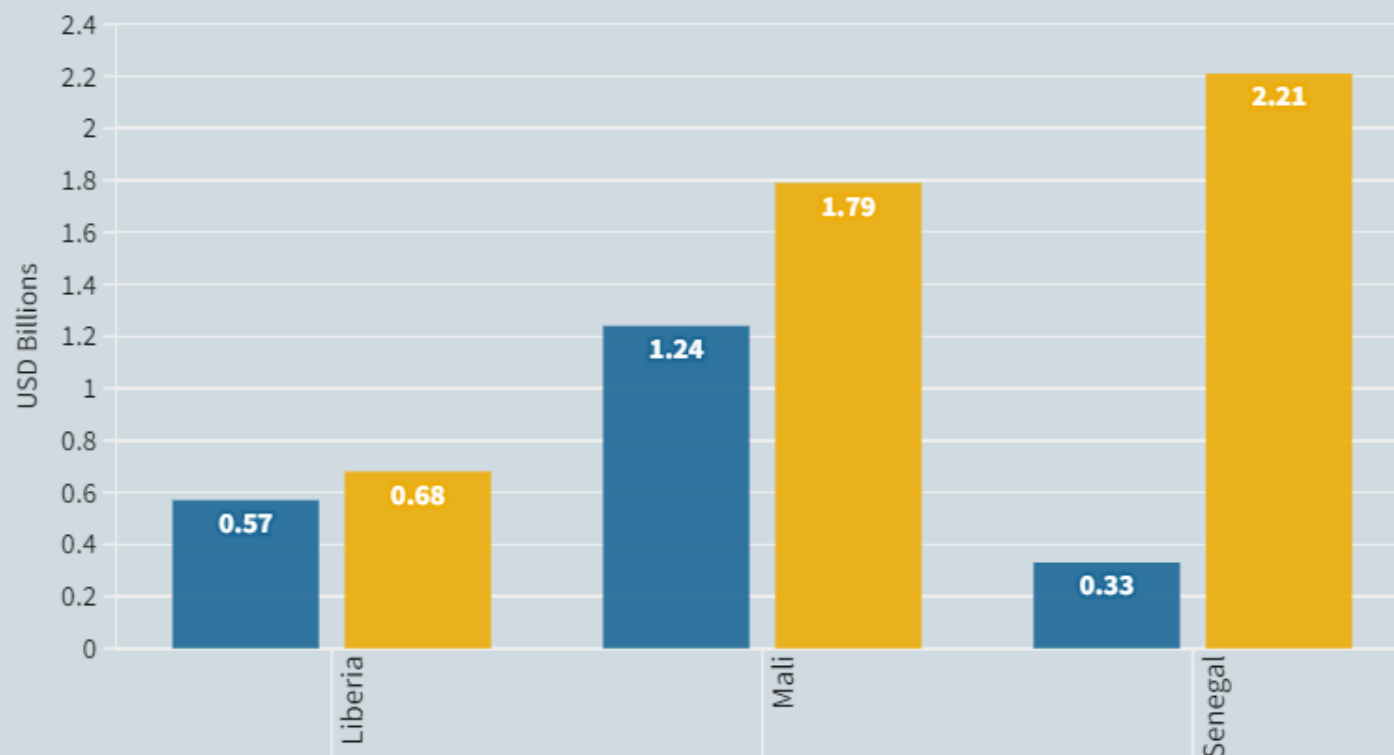
Data available at <https://tossd.online/>

4. Trends 2019-21

Countries can use TOSSD data for their Voluntary National Reviews (VNRs)

Filling data gaps: 2020 TOSSD data vs data collected at the national level for select VNR reporters (including cross-border flows only)

■ 2022 VNR on 2020 support received ■ 2020 TOSSD data



- The UN, civil society and think tanks have encouraged governments to use alternative data sources in their VNRs.
- TOSSD is a complementary data source for countries to have a clearer panorama on the official support they receive.
- TOSSD, along other tools (e.g., INFFs), can be used for the preparation of VNRs.



<https://tossd.org/pilot-studies-data-stories/hlpf-voluntary-national-reviews.htm>

Source: [TOSSD.online](https://tossd.org), and VNRs for Liberia, Mali and Senegal.

5. Highlights on pillar I

More transparency for recipient countries

➤ TOSSD to Lebanon – an improved recipient perspective

753 additional activities reported

+ 116.4 % in volume terms (compared to OECD statistics on development finance)

**OECD statistics:
USD 1.06 bn.**

**TOSSD
USD 2.29 bn.**

Examples of previously unreported activities

South-South co-operation:

- Food assistance by Brazil to ensure nutrition security after the Beirut explosion

Activities beyond ODA:

- Radiation detection capabilities activities in the Beirut Port by Canada
- Support by France to intercultural and interreligious dialogue
- International security and non-proliferation by the United States

Non-core resources by multilateral organisations:

- Addressing Gender Discriminatory Laws, Women empowerment activities by UN Women
- Strengthening decent work to mitigate stress factors by the International Labour Organisation

5. Highlights on pillar I

More transparency to recipient countries

➤ TOSSD considerably enhanced the availability of information on support to Tanzania

655 additional activities reported

+ 36% in volume terms (compared to OECD statistics on development finance)

OECD statistics:
USD 2.7 bn.

TOSSD:
USD 3.7 bn.

Examples of previously unreported activities

South-South co-operation:

- Construction of Al-Hikma Hospital in Temeke, Municipality of Dar es-Salaam, by the Islamic Development Bank.

Activities beyond ODA for DAC members:

- Coast Guard International Maritime Security Capacity Building by Canada
- Strengthened Counter Poaching in the Rungwa Kizigo by the United States

Non-core resources by multilateral organisations:

- Landscape management in woodlands by FAO
- Women leadership and political participation by UN Women.
- Support to civilian peacekeeping by UNDP

5. Highlights on pillar I

More information on South-South and Triangular co-operation

South-south (SSC) and triangular co-operation (TrC) in TOSSD

SSC providers

14 reporters^(*)

8 349 activities

(vs 5 096 activities in 2020)

USD 28.6 billion

(USD 22.7 billion in 2020)

TrC

20 reporters

1 423 activities

(vs 995 activities in 2020)

A few highlights on SSC reporting:

- A doubling of SSC activities from 2020 to 2021, mostly thanks to Brazil that went from 300+ in 2020 to 3000+ activities in 2021.
- Peru reported for the first time in 2021.
- Mexico reported 2020 data on a pilot basis.
- TrC reporting is also expanding.

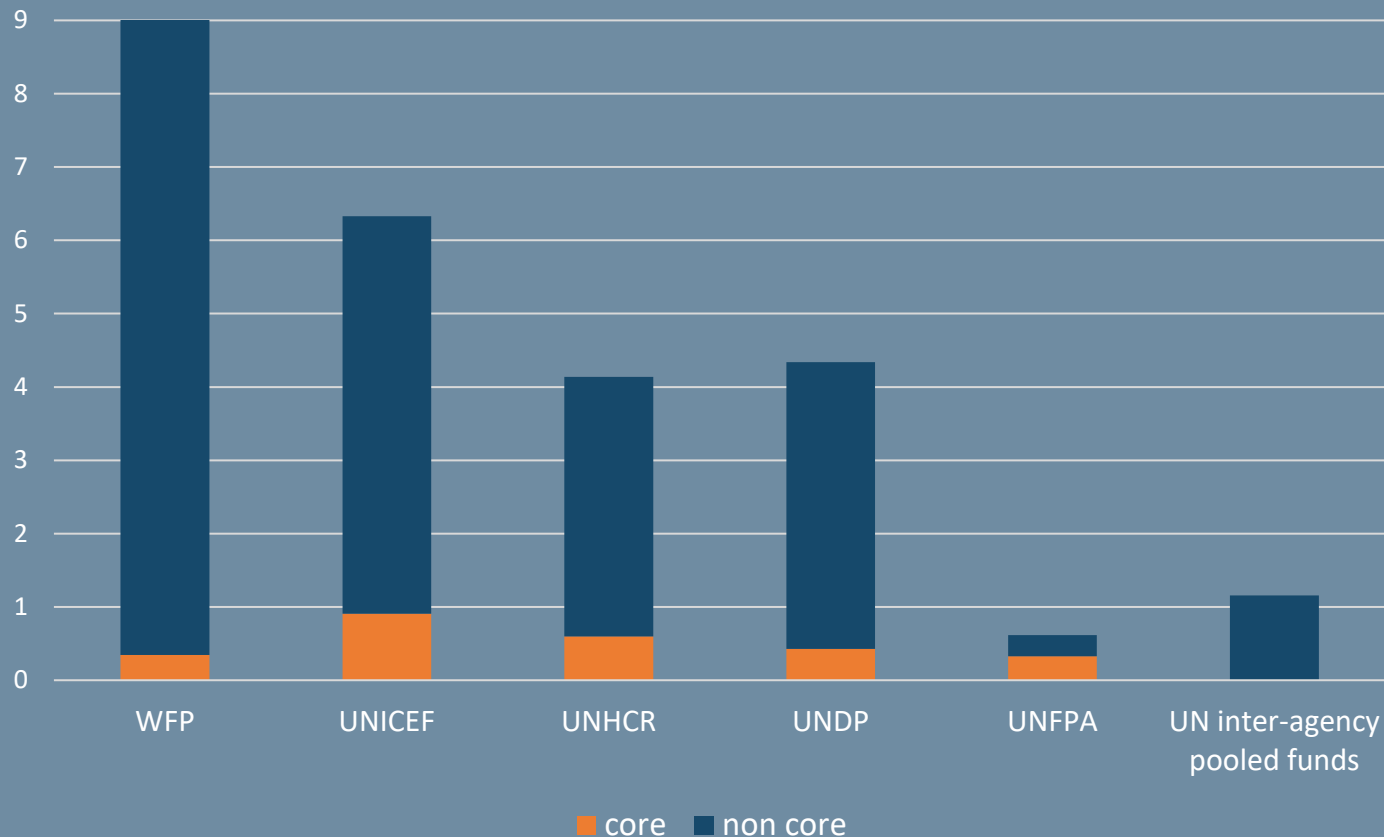
(*) Brazil, Caribbean Development Bank, Central American Bank for Economic Integration, Chile, Costa Rica, Development Bank of Latin America, Kazakhstan, Islamic Development Bank, Nigeria, Peru, SESRIC, Thailand, Türkiye. Mexico reported 2020 data.

5. Highlights on pillar I

More details on multilateral activities

Multilateral institutions report in TOSSD new data and additional details on activities funded from both core and non-core contributions.

UN entities: additional 28bn reported as non-core resources in TOSSD.



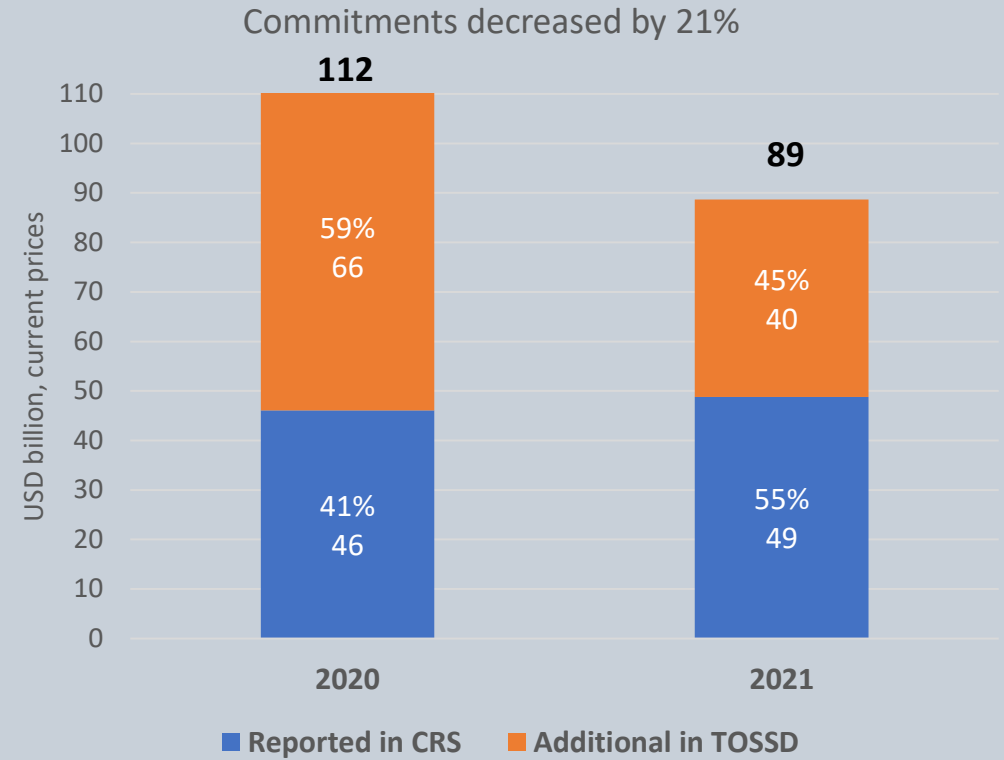
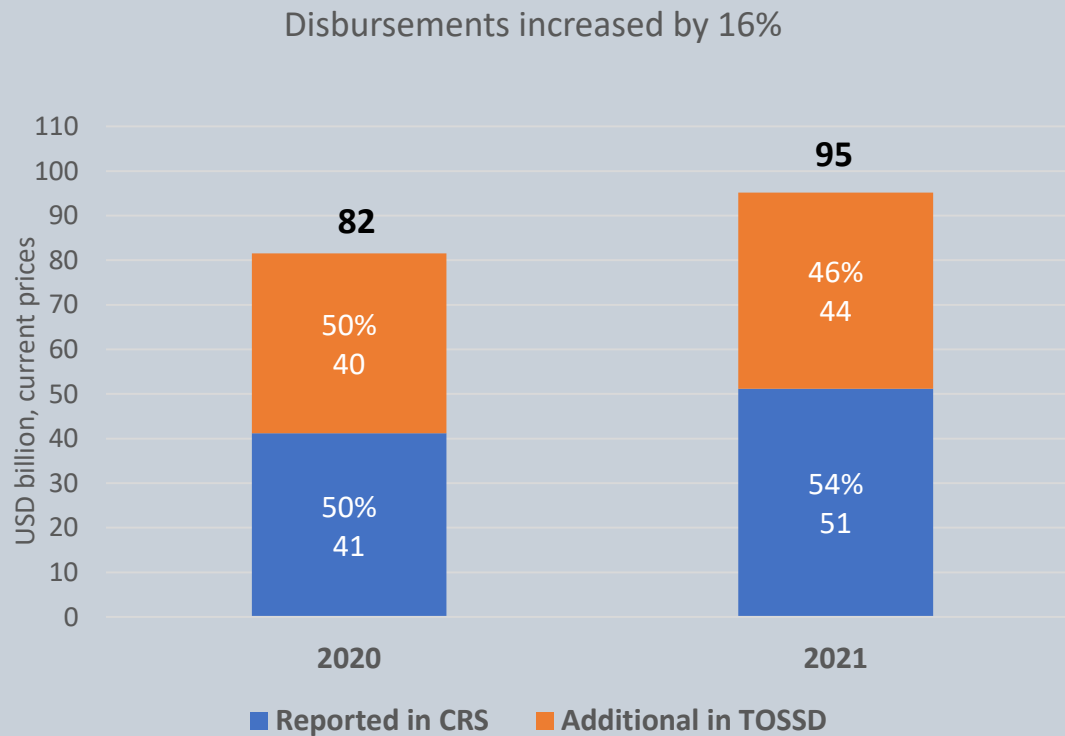
Multilateral Development Banks: Additional USD 4.5 billion reported in TOSSD:

- **USD 1.5 billion** from 139 MDB Trust Funds.
- **USD 3 billion** of support to new TOSSD recipients (Chile, Cook Islands, Seychelles, Uruguay).

6. Highlights on pillar II

Global and regional expenditures, including for international public goods and global challenges

Financing for IPGs captured in TOSSD pillar II increased in 2021
46% of this financing is additional *



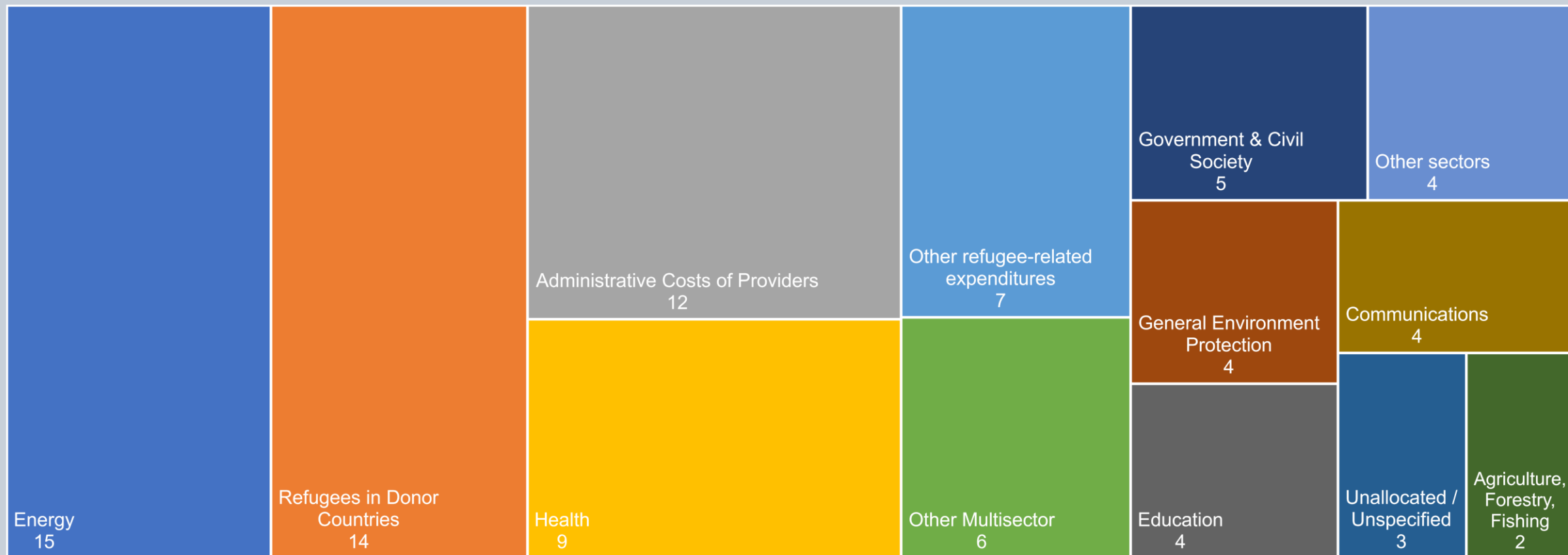
* Compared to OECD statistics on development finance (CRS)

** Reporting by the European Investment Bank is still pending (USD 22 billion of commitments in 2020)

6. Highlights on pillar II

Global and regional expenditures, including for international public goods and global challenges

TOSSD DISBURSEMENTS IN PILLAR II BY SECTOR*

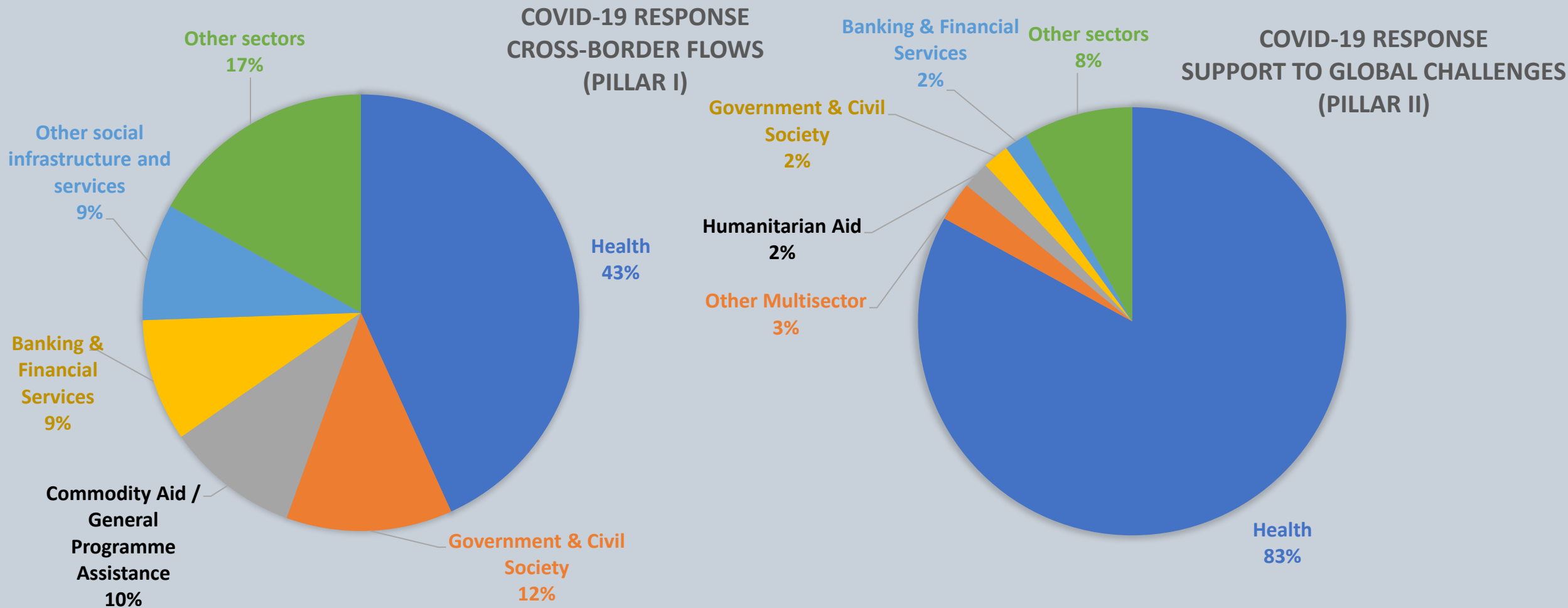


* USD Billion. Excluding core contributions to multilateral organisations

6. Highlights on pillar II

COVID-19 response (Pillar I and Pillar II)

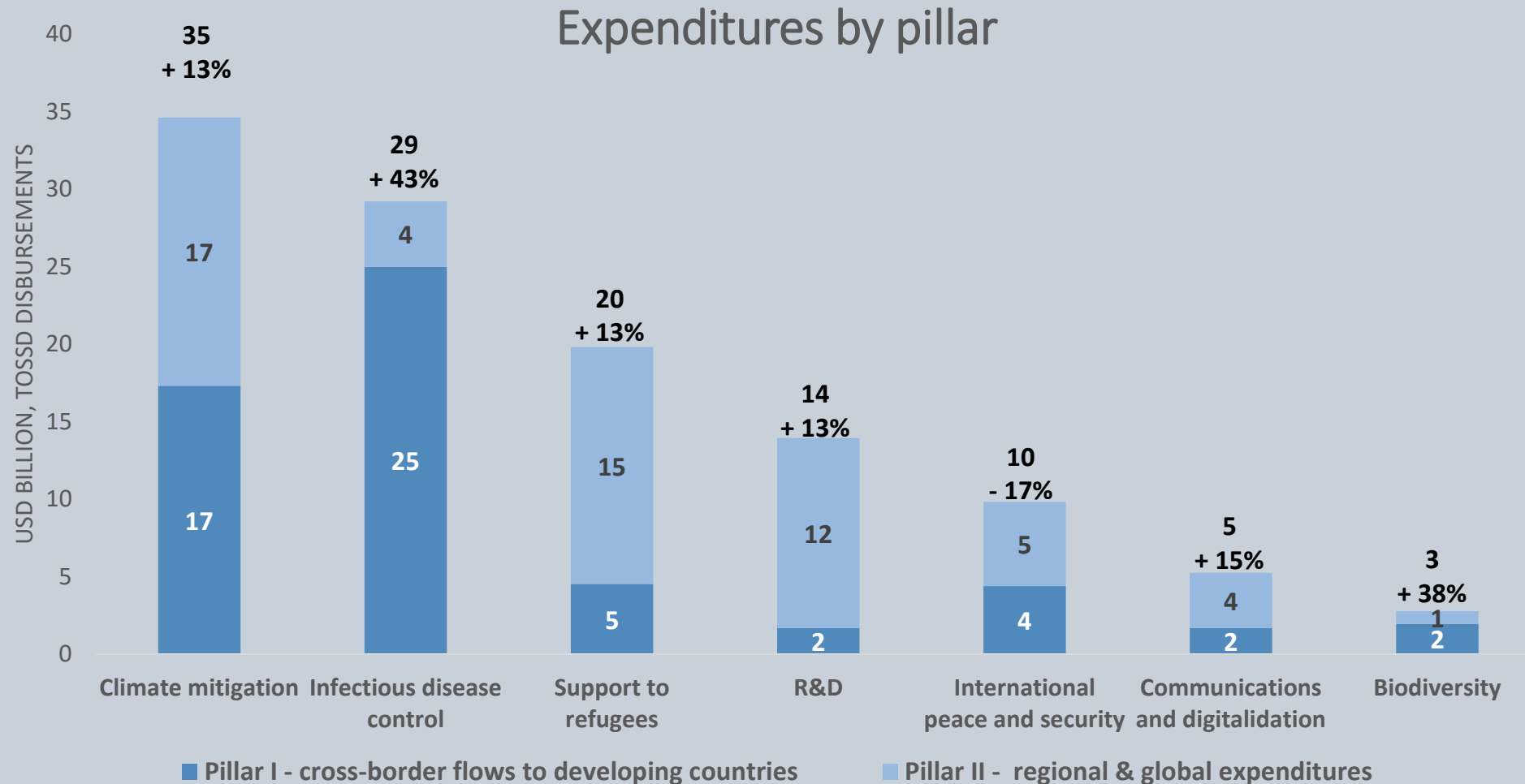
Disbursements to support the COVID-19 response captured in TOSSD amounted to USD 47.9 billion



2021 disbursements in USD million, current prices.

6. Highlights on pillar II

TOSSD enables new analyses on funding for global challenges



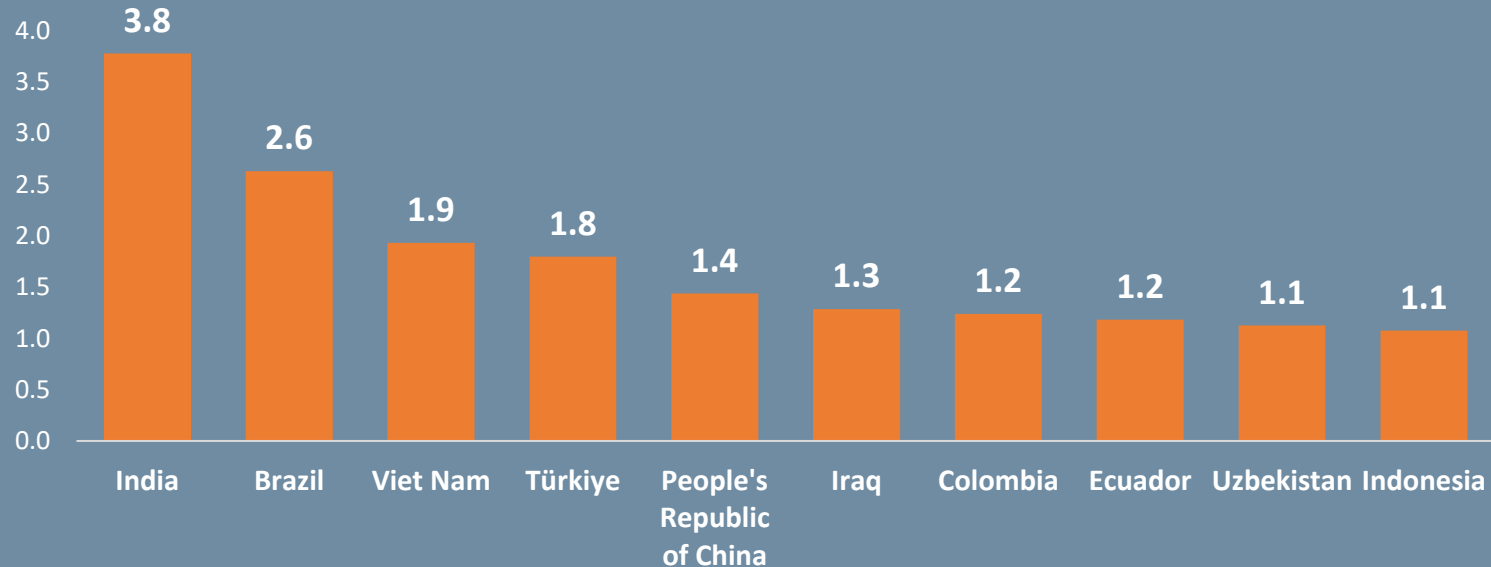
Variations (+/-) are in comparison to 2020 data

7. Mobilised private finance

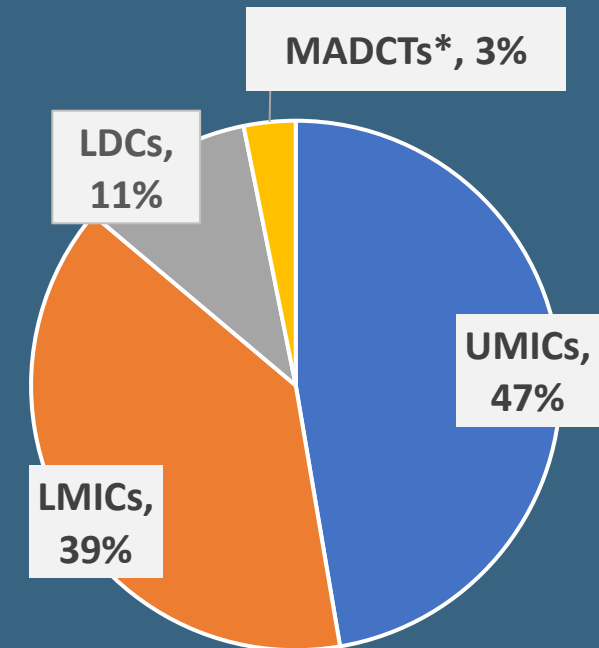
Mobilised private finance mostly targeted middle-income countries

Top 10 recipients accounted for 42% of the total

Mobilised private finance, USD billion, 2021



By income group
(only country-allocable)



*More advanced Developing Countries and Territories.



Thank You

Should you have any question, please send an email to:
tossd.contact@oecd.org

www.tossd.org